

# FORAGER

crafts

WINTER / SPRING 2023

## CRAFT CATALOG



FORAGER • FORAGER • FORAGER • FORAGER •

## Crafting for companies, brands, families and friends - Crafting for everybody

At Forager, we believe that creating something with your hands is a radical act. More than a fleeting moment of joy, it's an act of self-care, personal growth, and connection to the generations who came before us. In a digital world, crafting provides physical grounding and a reprieve from the screen. Working with our hands improves our creativity, our problem-solving, our self-confidence, and offers a moment to relax, reset, and re-center - even if only for a moment.

Time and time again we hear from guests that they're surprised at what they made - that they didn't know they could create something they're proud of, that they simply aren't an **artist**. Our hope is to convince as many doubting minds as possible, to show them that they can indeed create something beautiful & physical with their own hands.

Something handmade - to hang on the wall, wear with pride, light the evenings, or gift to someone they love. Something sustainable, made with thoughtfully-sourced materials, with minimal impact on the environment, which gives back to the communities and natural lands around us. An act of creation which brings us closer together, nurtures new connections, and deepens our existing bonds. All that, and you get to keep what you make, too.

We're Forager. And we'd love to craft with you soon.


FORAGER • FORAGER • FORAGER • FORAGER •

## MOBILE CRAFT EVENTS


For mobile craft events, we'll coordinate with you or an event planner to put together a custom craft workshop for between five to 1500 guests. These events take place in-person - at your office, home, or venue of choice. Crafts are customized to meet your specifications, and we'll provide instructors and all the materials needed. Your guests will create alongside our instructors and take home their finished projects. Perfect and memorable for team-building, special events, holiday celebrations, brand partnerships, and product launches.

## VIRTUAL WORKSHOPS

The workshop of choice for remote or international teams, virtual workshops are held over the video platform of your choosing. Craft kits will be shipped to each guest ahead of time for use on the day of the event. One of our talented instructors will walk your guests through the craft from start to finish. Most workshops are an hour long, but can be tailored for a longer or shorter timeframe.



# Frequently Asked Questions & Guide to this Catalog



## Why crafting over other activities?

First and foremost - because it's enjoyable! It's also inclusive, memorable, and creates a meaningful favor for guests to take home after the event. But crafting is also good for us! Studies show that creating with your hands increases brain plasticity, creativity, and problem-solving skills. And creating **together** helps us to forge stronger bonds, break the ice, and get to know one another on a deeper level.

## How is pricing determined?

Pricing varies based on a number of factors, including craft type, guest count, materials, event length, and so on. We put together custom quotes for each event to get you the most competitive price possible. For ballpark planning, both virtual & in-person events typically begin at around \$750 for a group of 8 guests.

## Are we limited to the crafts listed here?

Not at all! Our specialty is in finding the perfect craft for any occasion. Let us know a few details about your event & we'd be happy to send over some ideas tailored to your vision, budget, or occasion.



FORRGER • FORRGER • FORRGER • FORRGER •





# Frequently Asked Questions & Guide to this Catalog (cont.)



## What's your commitment to sustainability?

One of the founding principles of Forager is our dedication to sustainable crafting. We're committed to using recycled and compostable packaging; to eliminating single-use plastic packaging from our craft kits and event workshops; to supporting local economies by purchasing in Los Angeles whenever possible; working in small batches to ensure quality & reduce waste; and supporting environmental conservancy through partnerships with the Mojave Desert Land Trust & the Sequoia Parks Conservancy.

## Can we customize or brand our craft?

Absolutely! There are quite a few ways to customize any of the crafts you see below - including tailored color schemes, embroidered textiles, branded packaging and labels, and so much more.

## Will all my guests enjoy crafting?

While we know that crafting often gets lumped in with the feminine, we approach our crafts from a gender-neutral perspective. We aim to keep our activities accessible to all skill and ability levels. If a guest needs a particular accommodation, please just let us know.



FORAGER • FORAGER • FORAGER • FORAGER



# Frequently Asked Questions & Guide to this Catalog (cont.)



## Can you put together crafts for kids?

You bet we can! Whether for a birthday party, sweet sixteen, bar / bat mitzvah, or just a school party, we're happy to put together the perfect craft for your kiddos of all ages. Just get in touch.

## How about weddings, baby showers, etc.?

Yes please! We love all kinds of special occasions and are especially excited about big life milestones like weddings and baby showers. Let us know how we can make your special day even more memorable.

## How far will you travel for an in-person event?

We regularly travel all over Los Angeles & California, but are happy to travel further. Just get in touch with us!

## Do you offer group or non-profit discounts?

We certainly do, please get in touch with us!

## How will guests take home their projects?

All workshops include sustainable packaging so that crafts make it home safe & sound.



FORRAGER • FORRAGER • FORRAGER • FORRAGER



# CRAFTS FOR THE HOME & OFFICE





HOME & OFFICE DECOR



FORAGER • FORAGER • FORAGER • FORAGER




# POURED SOY WAX CANDLES

We start with 100% soy wax, carefully curated natural fragrances, and crackly wooden wicks. From there, the possibilities are endless, from different colors and types of vessels, to customized labels, matches, and more. These candles are perfect for virtual or in-person gatherings, and are surprisingly quick & easy to create.

# HAND~ROLLED BEESWAX CANDLES

The ingredients are simple & elegant - natural beeswax sheets in the colors of your choice (we favor natural, earthy tones) and pure cotton wicks. After that, it's all up to your guests - they can create tall, elegant tapers; show-stopping pillars; or charming mini candles, perfect for topping a cake on a special day.

HOME & OFFICE DECOR



FORAGER • FORAGER • FORAGER • FORAGER




# WOOD BURNED COASTERS OR CHEESE BOARDS

Wood burning (also called pyrography, or fire writing) is a craft that plays on all the senses. Using a heated tool, guests are able to burn detailed designs onto wood, accompanied by the smoky scent of a campfire. Designs are endless, and can include logos, mascots, or words of wisdom - and the projects are flexible too. We recommend using coasters or cheese boards, but frames, utensils, bird houses, and keepsake boxes are popular as well.

# MINI WEAVINGS

A lengthier workshop that requires a bit more attention - perfect for a 2-3 hour stretch of time. Using miniature wooden looms and a selection of yarns in the colors of your choice, guests will learn core techniques for weaving, and will walk away with their own one-of-a-kind wall hanging - plus the tools to keep creating. including a loom, a metal weaving needle, and their newfound knowledge.

FORAGER • FORAGER • FORAGER • FORAGER





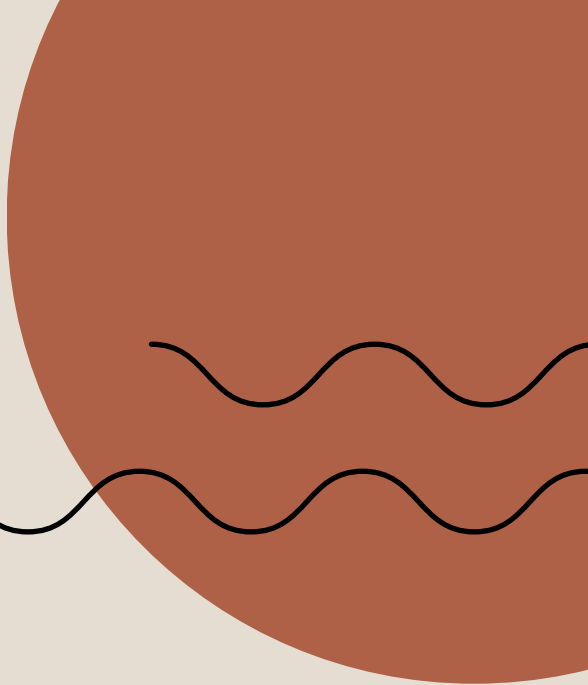
# DRIED FLORAL WREATHS

The base of these wreaths are brass hoops, which we decorate with dried flowers and silk chiffon ribbon for a cheerful blending of modern & traditional. Our hand-bundled bouquets are inspired by foraging through a meadow, with a colorful mix of grasses, leaves, flowers and grains, which change with the seasons. No matter the time of year, the finished wreath will be right at home on a front door or office wall.


# MACRAME FRUIT BASKETS

Macrame - the art of rope tying - was once relegated to 70s summer camps. These days, it's having a bit of a renaissance - especially for practical projects such as this. Our macrame fruit basket workshop typically takes around 2 hours, with each guest walking away with a customized knotted basket - perfect for adding a handmade touch to the kitchen, while keeping citrus, apples, onions, or garlic close at hand.





FORAGER • FORAGER • FORAGER • FORAGER




# FLOWER PRESSING 101


Once you know how to create your own portable flower press, you'll find any excuses to go foraging on a hike or a walk around the neighborhood. In this workshop, we'll create a flower press and choose from a selection of flowers for pressing - and will also cover other techniques for pressing, as well as uses for the finished flowers, leaves, and grasses.

# BLOCK PRINTED TEA TOWELS

In this workshop, each guest will be given the tools to carve a one-of-a-kind reusable stamp from their own imagination (don't worry, we bring templates too!) After their stamp is complete, we'll go through the process of printing on fabric using specialty inks, as well as a few fun techniques for designing repeating patterns. The end result for each guest is a washable, practical, and beautiful tea towel that can be used year after year.



FORAGER • FORAGER • FORAGER • FORAGER



# BOTANICAL WATERCOLOR


Working with watercolor palettes or water-soluble oil pastels, guests will be guided through fundamental techniques of color-blending and application, before diving into a botanically-inspired project. The subject matter is customizable - but a few favorites include citrus, kitchen herbs, mushrooms, and native flora.

# THE ART OF COLLAGE

Perfect for teams that really, **really** would prefer not to draw or pick up a pencil. In this workshop, we'll provide a vast array of collaging materials, from magazines & newspapers to vintage book pages and found items. We'll rip, cut, tear, arrange, rearrange, and create unique analog collage artworks, suitable for framing. During our session, we'll also touch on methods of digital collage for future project possibilities.



HOME & OFFICE DECOR






# CRAFTS FOR SELF~CARE & RELAXATION



FORAGER • FORAGER • FORAGER • FORAGER




# AROMATHERAPY BLENDING

In this workshop, we'll work with essential oils to create a scent blend that's just right for each guest - whether they're looking for relaxation, focus, or just something that smells nice & speaks to them. Each guest will use their signature blend to create two products: a nourishing skin oil and a room & body spray. The perfect combination to stay hydrated, glowing, and balanced.

# INCENSE CEDAR SMUDGE STICKS

Incense bundles, or smudge sticks, bind fragrant plant materials (such as sage, cedar, mugwort, or rosemary) together for drying and later burning as incense. For these bundles, we'll use sustainable incense cedar (local to our area), and adding in flowers and small selenite wands for a smudge stick that's as beautiful to look at as it is to breathe in and enjoy.

SELF CARE & RELAXATION








SELF CARE & RELAXATION

FORAGER • FORAGER • FORAGER • FORAGER




# HERBAL TEA BLENDS

One of our favorite crafts for a crowd! With our tea blending bar, guests will have their choose of a base tea such as rooibos or peppermint, as well as an assortment of spices & dried florals. Their custom blend will be taken home in a reusable container, along with cotton tea bags for brewing up the perfect cup. An excellent dose of caffeine-free self care!



# BOTANICAL BATH SOAKS

The classic in self-care & relaxation - and with good reason. Guests will create their ideal bath soak in a reusable jar - combining muscle-soothing magnesium salts with aromatic essential oils and colorful flower petals. A delight to use or gift to others - or just to keep on the bathroom shelf, as a lovely little reminder to stop, breathe, and regularly set aside the time for self-care.






ECO~  
FRIENDLY  
CRAFTS



FORAGER • FORAGER • FORAGER • FORAGER




# KITCHEN SCRAP NATURAL DYE


When it comes to kitchen scraps, compost isn't the only option! Using commons odds and ends like avocado pits and onion skins, it's possible to create gorgeous dyes for textiles and fabric items. In this workshop, we'll work with linen napkins or tea towels as we play around with food dyes and learn about the dizzying array of color palettes available to us - if only we know where to look!

# BEESWAX FOOD WRAPS

If you're looking to ditch plastic wrap and plastic bags, beeswax food wraps are an excellent replacement. By carefully waxing decorative fabrics, we'll create flexible, reusable, and moisture-resistant wraps that have a million uses in the kitchen - from wrapping fruits and sandwiches, to covering bowls in the fridge, to keeping bread fresh on the counter - and so much more. Guests will go through the process step by step, and will choose their fabrics from a wide assortment, for a three-piece set that speaks to them and their home decor.



FORAGER • FORAGER • FORAGER • FORAGER






# KOKEDAMA PLANTINGS

Time to get your hands dirty! In this workshop, guests will be introduced to the Japanese art of kokedama - a method of planting in which plant roots are bundled with wet soil, moss, and twine, to create decorative arrangements that can hang - and thrive - without the need for a traditional pot or saucer. Plants and sizing can be customized, and we'll bring plenty of aprons and drop cloths to keep the soil where it belongs.

# SUCCULENT TERRARIUMS


A perennial favorite for those who'd like the fun of playing with soil - without any of the mess! The vessels themselves can be customized to your specifications - regardless of the style, we'll create the perfect home for our succulents with an assortment of soil, stones, moss, and other decorative and functional elements, which can be customized to any color palette.





ECO-FRIENDLY CRAFTS

FORAGER • FORAGER • FORAGER • FORAGER




# AIR PLANT AERIUMS

What's an aerium? It's simply a terrarium for an air plant - a popular pale green houseplant that doesn't need soil to thrive. An air plant's perfect home balances sand, moss, wood, and stones - which creates a decorative and beachy look. One of the easiest plants to care for, air plants only need watering once a week - making them a perfect office plant or an easy gift.



# TRADITIONAL BASKET WEAVING

There's an ancient appeal in the art of basket weaving - in creating something practical and useful the way folks have been doing for hundreds or thousands of years. In this workshop, we'll create a small handheld basket over the course of 2-3 hours - talking through several popular methods of weaving, as well as resources for those looking to explore further. A great activity for those looking for a more in-depth and meaningful workshop, with plenty of room for conversation.






# WEARABLE & GIFTABLE CRAFTS





FORAGER • FORAGER • FORAGER • FORAGER •




# FRESH FLOWER CROWNS

It's easy to associate flower crowns with the spring (or Coachella), but they're a favorite of ours for any time of year. An easy choice for bridal showers, bachelorettes, and summer parties - or any event with a photo booth! Guests will select from a range of fresh flowers and greens, and will then be walked through the process of making their perfect floral accessory.

# SHIBORI DYE WITH NATURAL INDIGO

Shibori is an ancient practice of resist-dyeing (like tie dye) that's been used in Japan for the past 1300 years to adorn clothing and textiles. In this workshop, guests will work with the deep-blue shades of natural indigo, as well as traditional Japanese dyeing techniques and tools (such as wood blocks, twine, and stones) to create custom textiles - such as tees, tea towels, scarves, or napkins. This is a craft that's best-suited for outdoor spaces, but can work in an indoor environment as well.


WEARABLE & GIFTABLE



FORAGER • FORAGER • FORAGER • FORAGER



## WOVEN WISHES WALL HANGING



This is a deeply collaborative workshop, in which all guests will work together on a single large weaving. A gift for a mama-to-be, perhaps, or a decoration for a new home or shared office space. As we weave together, we'll write "wishes" (messages of hope, love, goodwill) onto wooden tags, which will then be woven into the fabric of the weaving itself. A meaningful gift and a wonderful bonding activity. An original concept & favorite of ours here at Forager.

## METAL STAMPED JEWELRY

Before we dive in, it should be noted that this is a loud activity- but also a massive crowd-pleaser. Using specialized stamps, hammers, and metal blanks, guests can create their own signature design. We love this project in the form of pendant necklaces - bracelets, keychains, or rings are excellent options as well. Just remember the noise level! We've had the most success keeping this craft outdoors or in an already bustling event space, where the sound doesn't stand out.

WEARABLE & GIFTABLE





WEARABLE & GIFTABLE

FORRAGE • FORRAGE • FORRAGE • FORRAGE




# MINI STAINED GLASS SUNCATCHERS

Stained glass is typically a time-intensive activity - but if you let us prep a couple of steps ahead of time, your guests can enjoy the fun of choosing colors and shapes on a more streamlined schedule. Traditional stained glass uses lead solder, but if that presents an issue, we can also create a suncatcher design without solder - just let us know.


# BENT~WIRE JEWELRY

Using strong & flexible jewelry wire in gold or silver, guests will create lightweight shapes inspired by line art - from tropical leaves to abstract faces or monogrammed letters. The finished pendants can be affixed to earrings, necklaces, or keychains, depending on preference - and immediately worn and shown off. An engaging activity for nearly any setting - indoor or outdoor - and any group size.

WEARABLE & GIFTABLE



FORAGER • FORAGER • FORAGER • FORAGER



# EMBROIDERED BUCKET OR BASEBALL HATS


Hand embroidery is a craft that doesn't need to be complicated to be effective. Working with simple lines, small designs, and three easy stitches, our instructors will guide guests through customizing your choice of bucket hat or baseball cap. Guests will take home their needle & thread along with their cap - just in case inspiration strikes again after the party's over.

# PRESSED FLOWER SUNCATCHERS

These suncatchers are as simple and beautiful as can be - two sheets of glass, a careful arrangement of pressed flowers, and metal tape to seal the edges. Clean, modern, but with a touch of the outdoors - perfect for hanging in a window or against a wall. Size and shape are fully customizable, as is the shade of metal (we recommend copper).

A great activity for adults, as well as the little ones.

WEARABLE & GIFTABLE






# CRAFTING IN THE KITCHEN





CRAFTING IN THE KITCHEN

FORAGER • FORAGER • FORAGER • FORAGER




# MINI SOURDOUGH BOULES

A workshop best suited for groups of 20 or fewer, this class will walk guests through the ins and outs of sourdough bread - in mini form! By using smaller quantities of dough, we'll move quickly through the steps and feel of proper sourdough. Guests will take home an active sourdough starter, as well as their mini loaf - assuming it lasts that long!

# BOTANICAL COCKTAILS & MOCKTAILS

In this workshop, guests will be introduced to core principles of mixology as well as common drink types. Approaching cocktails as an art, rather than set recipes, we'll guide folks through general guidelines, rather than hard-and-fast rules. All drinks will incorporate botanical elements such as flowers, teas, and infusions, and will be made as mocktails, with wine and spirit recommendations for those who'd prefer the harder stuff.








# SEASONAL & HOLIDAY CRAFTING



FORAGER • FORAGER • FORAGER • FORAGER




# PRESSED FLOWER PUMPKINS


In this workshop, the best of the pumpkin patch meets the best of the summer flower harvest. We'll provide our favorite mini fairy tale pumpkins and an assortment of pressed flowers, which we'll then decoupage onto the pumpkin. The end result is a flower-adorned pumpkin that'll add a touch of autumn décor from September through the end of November.

# HAND~BUNDLED BROOMS

In keeping with the autumn season, this workshop will walk folks through the bundling of their own decorative rustic brooms, including branches as well as grasses & dried flowers. A bit witchy, a bit whimsical, and a fun way to learn an almost-forgotten skill. We promise that by the end of this workshop, you'll never look at your broom (or your vacuum) in quite the same way.



FORAGER • FORAGER • FORAGER • FORAGER




# FRESH WINTER WREATHS

Our winter wreath bar features evergreen boughs, dried flowers, pine cones, dried orange slices, and whole spices such as cinnamon and star anise. Deeply aromatic, and fully customizable as to size - from 4" mini wreaths, to 14" wreaths suitable for a grand front entrance. Silk chiffon ribbon in rich burgundy & subtle green rounds out the selection & provides the perfect way to hang the finished wreath.

# INDIGO-DYED STOCKINGS


These grown-up stockings lean away from the classic red-and-green color scheme, for a look that's more modern, more inclusive, and (dare we say it?) a bit more fun. Guests will use shibori techniques and tools to create a one-of-a-kind design on their indigo-hued stocking. A great activity for a smaller team looking to bond in a cozy venue, or for a larger crowd in an outdoor setting.





SEASONAL & HOLIDAY

FORAGER • FORAGER • FORAGER • FORAGER




# ECO~FRIENDLY GIFT WRAPPING

Wrapping and unwrapping gifts is an essential part of the holidays - whether you're the kind to carefully peel away each corner of the gift wrap, or the type to tear it to shreds. This workshop is dedicated to gift wrapping techniques that are gorgeous, decorative, and sustainable - using hand-carved stamps to block print a reusable cloth for wrapping and several sheets of gift wrap paper. Green has never looked so good!




# WOOD BURNED ORNAMENTS

There's something about wood burning that's absolutely perfect for the holidays - from the traditional look of the technique itself, to the cozy scent of woodsmoke that's produced as we go. With this workshop, we'll focus our attention on hanging wooden ornaments, made from bark-edged slices of evergreen trees. Guests can finish their ornament with a length of rustic twine or ribbons in the colors of your choice.



SEASONAL & HOLIDAY

FORAGER • FORAGER • FORAGER • FORAGER




# MINI MACRAMÉ WREATHS

Despite their apparent complexity, these adorable mini wreaths are made from wood, cotton rope, and one simple knot. Like snowflakes, they hang delicately on the branches of a tree or mantle, and each one is totally unique. They're also surprisingly addicting - once guests get the hang of it, they'll definitely be making a set!




# WATERCOLOR CERAMIC ORNAMENTS

A simple and meditative craft - we pair bisque-fired ceramic ornaments and watercolor paints to create dreamy washes of color for the tree or mantle. We'll provide templates, but we've found that most guests will just dive right in once they get the feel for it. A perfect craft for little ones, adults, or both.



FORAGER • FORAGER • FORAGER • FORAGER

# Contact Information



For more information, general inquiries, or to begin the booking process, please get in touch using any of the methods below.


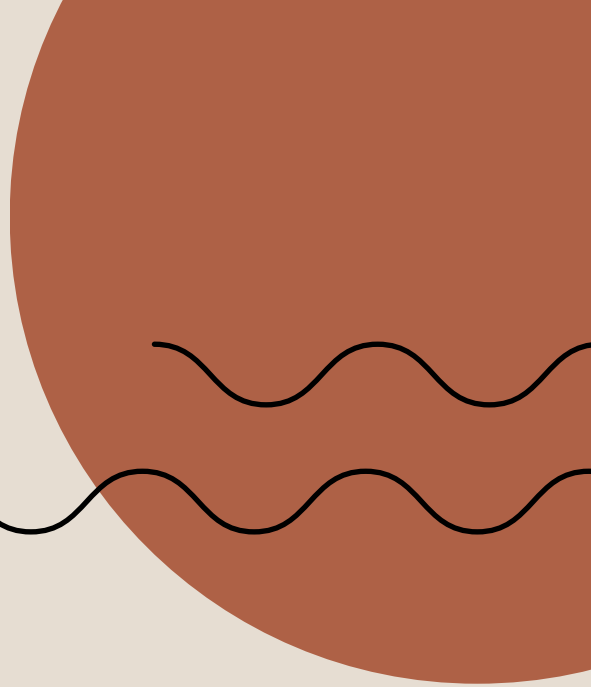
Our team can't wait to create with you!



[hello@foragercrafts.com](mailto:hello@foragercrafts.com)  
instagram: [@foragercrafts](https://www.instagram.com/foragercrafts)  
(213) 265-0252



FORAGER • FORAGER • FORAGER • FORAGER





# FORAGER

crafts

